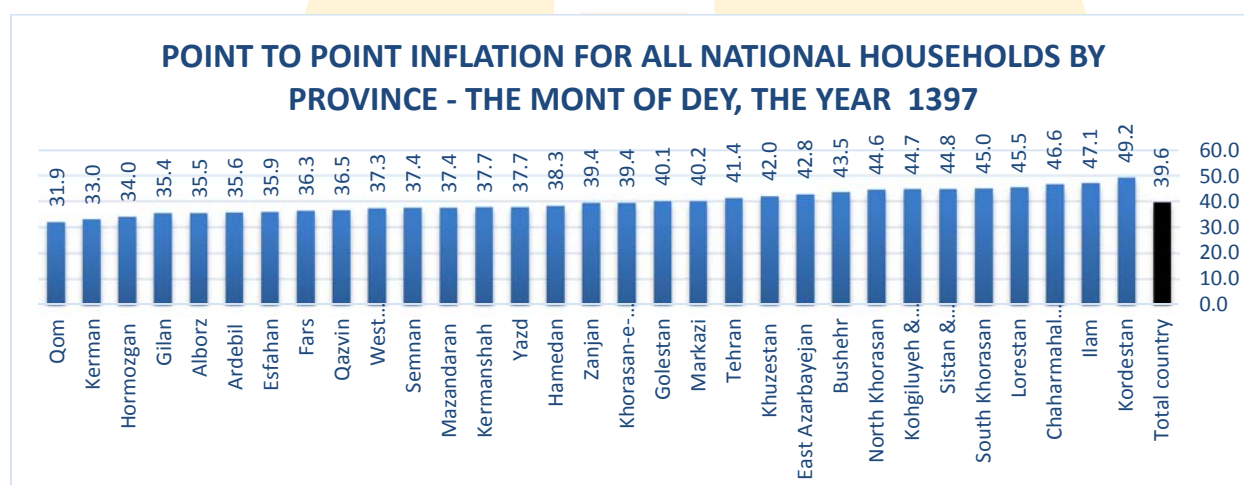


CPI by Provinces in the Month of Dey of the Year 1397¹

All Households

In the month of Dey ² of the year 1397, the nation's household general index (1395=100) stood at 154.7 which increased by 2.0 percent compared with the previous month. In this month, the province of East Azarbayejan saw the highest monthly inflation rate of the national household with a 2.9 percent increase and the lowest monthly inflation rate belonged to Sistan & Baluchestan province with a 0.6 percent rise. Percentage change of general index for the national households was 39.6 percent in contrast to the corresponding month of the previous year (point to point inflation).

The highest point to point inflation rate was for Kordestan province with 49.2 percent and the lowest one was for Qom province with 31.9 percent. That is to say that the households residing in Kordestan province spent, on average, 9.6 percent more than the nation's total mean, and the households living in Qom province spent, on average, 7.7 percent less than the nation's total mean compared with the month of Dey of the year 1396 for purchasing the **same range of goods and services**". The twelve-month inflation rate ending the month of Dey of the year 1397 for the national households stood at 20.6 percent. The highest twelve-month inflation rate went to Lorestan province with 24.8 percent and the lowest one was for Kerman province with 16.3 percent. The twelve-month inflation rate gap of provinces in the month of Dey was 8.5 percent indicating a 0.8 percentage point rise over the previous month.



¹- It is the Iranian year which usually begins on the day of 21 March of the Gregorian calendar. To find the corresponding year of the Gregorian calendar, add 621 or 622 (depending on the time of the year) to a [solar Hijri](#) year. For example the corresponding year of the year 1397 in the Gregorian calendar is (21 March 2018-20 March 2019).

²- **Iranian months and their equivalent in Gregorian calendar**

Farvardin (21 March-20 April)

Mehr (23 September-22 October)

Ordibehesht (21 April-21 May)

Aban (23 October-21 November)

Khordad (22 May-21 June)

Azar (22 November-21 December)

Tir (22 June-22 July)

Dey (22 December-20 January)

Mordad (23 July-22 August)

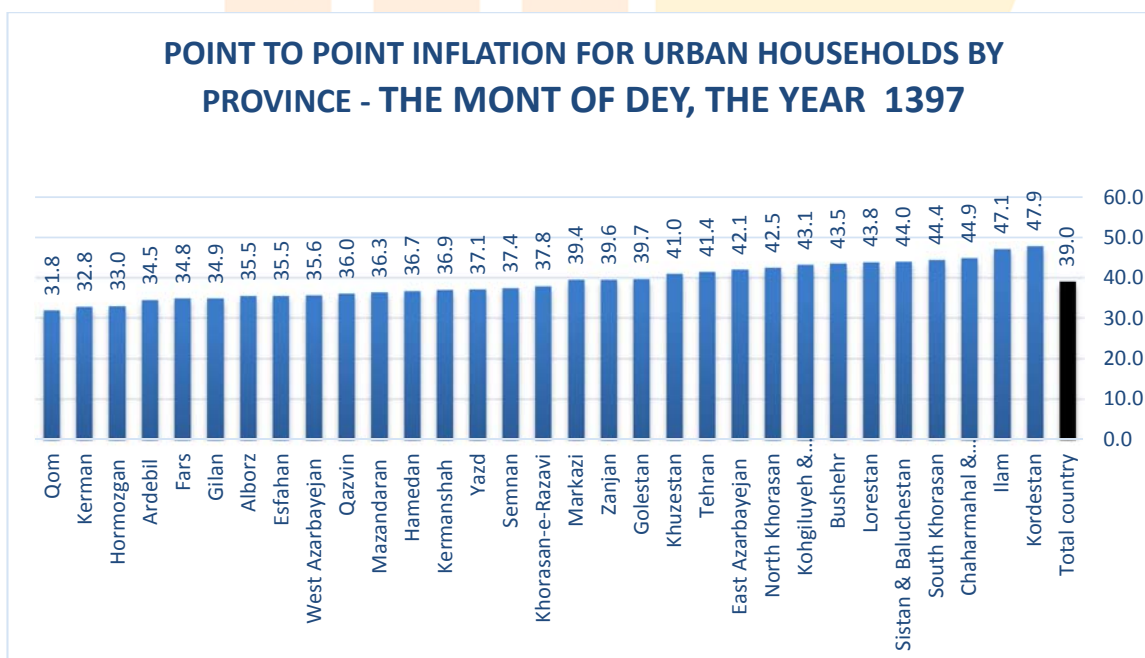
Bahman (21 January-19 February)

Shahrivar (23 August-22 September)

Esfand (20 February-20 March)

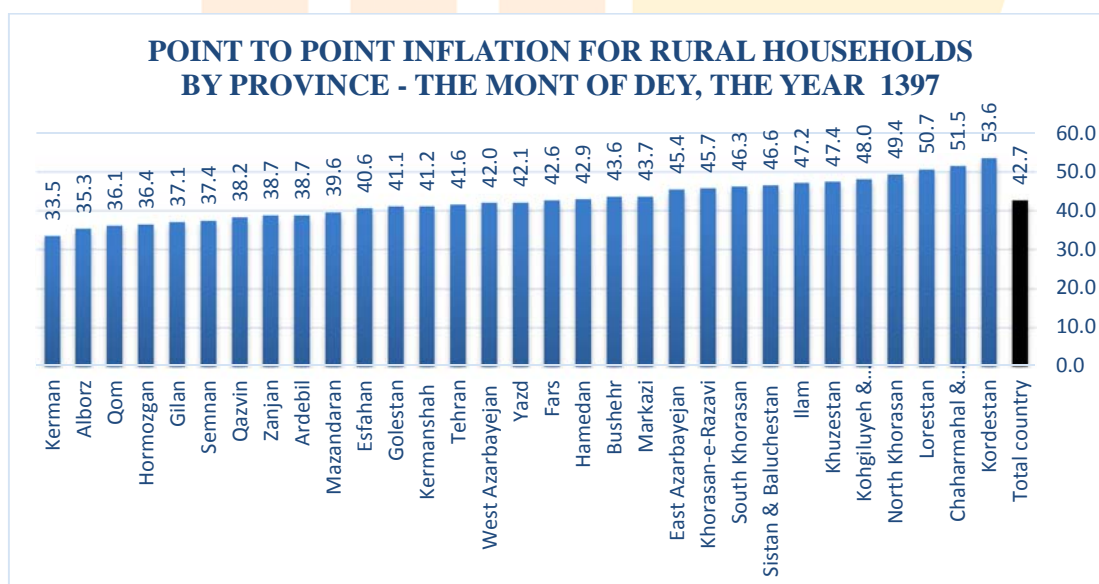
Urban Households

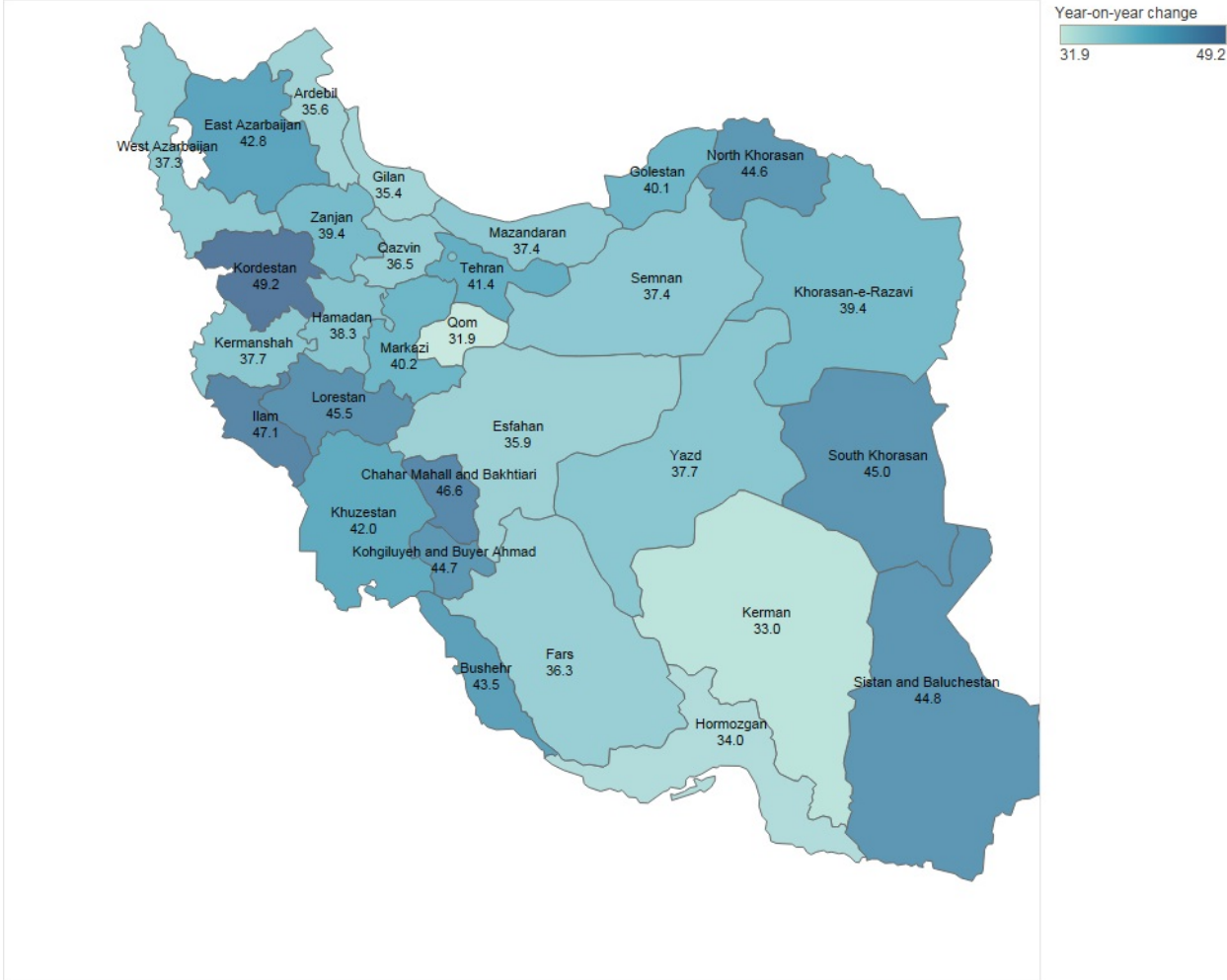
Urban household general index (1395=100) reached 154.1 in the month of Dey of the year 1397 indicating a 2.0 percent rise compared with the previous month. In this month, the highest monthly inflation rate of the urban household went to East Azarbayejan province with a 3.2 percent increase and the lowest monthly inflation rate belonged to West Azarbayejan province with a 0.8 percent increase. The percentage change of general index for urban households was 39.0 percent in contrast to the corresponding month of the previous year (point to point inflation). The highest point to point inflation rate was for Kordestan province with 47.9 percent and the lowest one went to Qom province with 31.8 percent. That is to say that the urban households residing in Kordestan province spent, on average, 8.9 percent more than the nation's total mean, and the urban households living in Qom province spent, on average, 7.2 percent less than the nation's total mean compared with the month of Dey of the year 1396 for purchasing "same range of goods and services". The twelve month inflation rate ending the month of Dey of the year 1397 for urban households stood at 20.6 percent. The highest twelve month inflation rate went to Ilam province with 24.9 percent, and the lowest one was for Hormozgan province with 17.0 percent. The twelve-month inflation rate gap of provinces in the month of Dey was 7.9 percent indicating a 0.9 percentage point rise compared to the previous month.



Rural Households

Rural household general index (1395=100) stood at 158.4 in the month of Dey of the year 1397 indicating a 2.0 percent increase compared with the previous month. In this month, the highest monthly inflation rate of the rural households went to Ilam province with a 3.8 percent increase and the lowest monthly inflation rate belonged to Sistan & Baluchestan province with a - 0.1 percent decrease. The percentage change of general index for the rural households was 42.7 percent in contrast to the corresponding month of the previous year (point to point inflation). The highest point to point inflation rate of rural households was for Kordestan province with 53.6 percent and the lowest one went to Kerman province with 33.5 percent. That is to say that the rural households residing in Kordestan province spent, on average, 10.9 percent more than the nation's total mean, and the rural households living in Kerman province spent, on average, 9.2 percent less than the nation's total mean over the month of Dey of the year 1396 for purchasing "same range of goods and services". The twelve month inflation rate ending the month of Dey of the year 1397 for rural households reached 20.9 percent. The highest twelve month inflation rate went to Chahrmahal & Bakhtiyari province with 25.6 percent, and the lowest one was for Kerman province with 14.1 percent. The twelve-month inflation rate gap of provinces in the month of Dey was 11.5 percent indicating a 1.2 percentage point rise from the previous month.





Statistical Centre of Iran

General Price Index for National Households for Goods and Services, and Percentage Changes in Index by Province
Month: Dey, Year: 1397

Base Year: 1395=100

| Province | General index | | | | Food, beverages and tobacco | | | | | Non-foods items and services | | | | |
|-------------------------|---------------|-------------------|--------------------------|-----------------------------|-----------------------------|-------|-------------------|--------------------------|-----------------------------|------------------------------|-------|-------------------|--------------------------|-----------------------------|
| | General index | Monthly inflation | Point to point inflation | Twelve month rate inflation | Weight | Index | Monthly inflation | Point to point inflation | Twelve month inflation rate | Weight | Index | Monthly inflation | Point to point inflation | Twelve month inflation rate |
| Total country | 154.7 | 2.0 | 39.6 | 20.6 | 27.24 | 181.6 | 2.8 | 57.8 | 28.0 | 72.76 | 144.7 | 1.6 | 32.4 | 17.8 |
| Markazi | 154.6 | 1.8 | 40.2 | 20.5 | 31.85 | 181.8 | 3.1 | 56.0 | 27.3 | 68.15 | 141.9 | 1.0 | 32.1 | 17.1 |
| Gilan | 149.8 | 1.9 | 35.4 | 18.2 | 25.01 | 176.9 | 2.2 | 56.4 | 25.4 | 74.99 | 140.8 | 1.7 | 28.2 | 15.7 |
| Mazandaran | 150.8 | 1.3 | 37.4 | 18.7 | 29.17 | 174.7 | 2.3 | 52.9 | 24.3 | 70.83 | 140.9 | 0.9 | 30.7 | 16.2 |
| East Azarbayejan | 162.3 | 2.9 | 42.8 | 21.5 | 30.00 | 180.1 | 1.4 | 55.8 | 28.0 | 70.00 | 154.7 | 3.6 | 37.1 | 18.6 |
| West Azarbayejan | 154.9 | 1.1 | 37.3 | 20.3 | 33.06 | 180.5 | 1.5 | 54.2 | 28.1 | 66.94 | 142.3 | 0.9 | 28.5 | 16.2 |
| Kermanshah | 157.7 | 1.6 | 37.7 | 22.3 | 31.62 | 184.2 | 3.3 | 58.3 | 29.5 | 68.38 | 145.5 | 0.7 | 27.9 | 18.9 |
| Khuzestan | 156.0 | 1.9 | 42.0 | 21.1 | 33.32 | 184.9 | 2.4 | 61.5 | 30.4 | 66.68 | 141.6 | 1.6 | 31.7 | 16.3 |
| Fars | 148.2 | 2.0 | 36.3 | 18.6 | 27.45 | 181.3 | 3.5 | 59.2 | 28.3 | 72.55 | 135.7 | 1.3 | 27.1 | 14.7 |
| Kerman | 147.0 | 2.4 | 33.0 | 16.3 | 33.88 | 173.4 | 3.9 | 52.8 | 25.5 | 66.12 | 133.5 | 1.3 | 22.5 | 11.5 |
| Khorasan-e-Razavi | 153.4 | 2.0 | 39.4 | 18.9 | 33.45 | 185.7 | 2.4 | 62.1 | 29.3 | 66.55 | 137.2 | 1.7 | 27.2 | 13.4 |
| Esfahan | 149.3 | 2.0 | 35.9 | 17.9 | 24.18 | 184.7 | 4.0 | 60.6 | 28.3 | 75.82 | 137.9 | 1.2 | 27.5 | 14.4 |
| Sistan & Baluchestan | 156.3 | 0.6 | 44.8 | 21.6 | 43.20 | 177.8 | 0.9 | 61.5 | 28.7 | 56.80 | 139.9 | 0.3 | 31.7 | 16.1 |
| Kordestan | 162.4 | 2.4 | 49.2 | 23.4 | 37.16 | 184.0 | 3.3 | 62.0 | 29.5 | 62.84 | 149.6 | 1.8 | 41.1 | 19.6 |
| Hamedan | 157.2 | 1.7 | 38.3 | 23.1 | 31.70 | 177.6 | 3.0 | 54.9 | 29.0 | 68.30 | 147.7 | 1.0 | 30.4 | 20.3 |
| Chaharmahal & Bakhtiari | 167.7 | 2.1 | 46.6 | 23.7 | 37.03 | 197.6 | 3.7 | 66.9 | 32.1 | 62.97 | 150.0 | 0.9 | 34.0 | 18.6 |
| Lorestan | 166.4 | 2.2 | 45.5 | 24.8 | 34.63 | 184.3 | 3.9 | 59.5 | 29.3 | 65.37 | 156.9 | 1.1 | 38.0 | 22.3 |
| Ilam | 166.6 | 2.8 | 47.1 | 24.4 | 35.32 | 185.2 | 3.7 | 58.6 | 29.9 | 64.68 | 156.5 | 2.2 | 40.5 | 21.2 |
| Kohgiluyeh & Boyerahmad | 158.2 | 2.2 | 44.7 | 20.8 | 35.99 | 179.3 | 3.8 | 56.1 | 24.0 | 64.01 | 146.3 | 1.2 | 37.8 | 18.8 |
| Bushehr | 155.2 | 1.8 | 43.5 | 20.0 | 31.53 | 192.8 | 2.0 | 70.8 | 31.7 | 68.47 | 137.9 | 1.6 | 30.2 | 14.3 |
| Zanjan | 150.9 | 1.9 | 39.4 | 19.1 | 32.96 | 168.9 | 3.0 | 48.2 | 24.5 | 67.04 | 142.0 | 1.3 | 34.7 | 16.3 |
| Semnan | 150.4 | 1.6 | 37.4 | 19.0 | 31.81 | 173.0 | 1.8 | 50.8 | 23.8 | 68.19 | 139.8 | 1.5 | 30.7 | 16.7 |
| Yazd | 152.1 | 1.7 | 37.7 | 18.1 | 31.90 | 184.7 | 2.1 | 61.4 | 28.7 | 68.10 | 136.8 | 1.5 | 26.1 | 12.9 |
| Hormozgan | 147.4 | 1.2 | 34.0 | 17.7 | 28.90 | 183.8 | 1.1 | 61.8 | 30.6 | 71.10 | 132.6 | 1.3 | 22.2 | 12.3 |
| Tehran | 157.4 | 2.3 | 41.4 | 22.9 | 19.05 | 182.0 | 3.7 | 55.8 | 27.6 | 80.95 | 151.7 | 2.0 | 37.8 | 21.7 |
| Ardebil | 150.1 | 1.9 | 35.6 | 18.2 | 37.05 | 174.9 | 2.7 | 53.9 | 26.5 | 62.95 | 135.5 | 1.3 | 24.3 | 13.2 |
| Qom | 145.0 | 1.4 | 31.9 | 17.2 | 26.44 | 175.5 | 1.9 | 53.7 | 27.3 | 73.56 | 134.1 | 1.1 | 23.7 | 13.5 |
| Qazvin | 152.0 | 2.3 | 36.5 | 19.0 | 34.27 | 172.6 | 3.6 | 52.0 | 24.1 | 65.73 | 141.3 | 1.5 | 28.2 | 16.1 |
| Golestan | 157.9 | 2.1 | 40.1 | 21.0 | 30.21 | 187.4 | 2.8 | 61.1 | 28.1 | 69.79 | 145.2 | 1.7 | 30.6 | 17.7 |
| North Khorasan | 165.3 | 1.0 | 44.6 | 22.8 | 34.31 | 182.8 | 0.2 | 57.5 | 28.5 | 65.69 | 156.1 | 1.6 | 37.7 | 19.7 |
| South Khorasan | 162.4 | 1.7 | 45.0 | 22.8 | 36.90 | 180.6 | 2.3 | 56.0 | 27.7 | 63.10 | 151.7 | 1.3 | 38.1 | 19.9 |
| Alborz | 147.8 | 1.7 | 35.5 | 17.8 | 23.78 | 178.3 | 2.3 | 55.2 | 27.0 | 76.22 | 138.3 | 1.5 | 28.9 | 14.9 |

General Price Index for Urban Households for Goods and Services, and Percentage Changes in Index by Province

Month: Dey ,Year: 1397

Base Year: 1395=100

| Province | General index | | | | Food, beverages and tobacco | | | | | Non-foods items and services | | | | |
|--------------------------|---------------|-------------------|--------------------------|-----------------------------|-----------------------------|-------|-------------------|--------------------------|-----------------------------|------------------------------|-------|-------------------|--------------------------|-----------------------------|
| | General index | Monthly inflation | Point to point inflation | Twelve month inflation rate | Weight | Index | Monthly inflation | Point to point inflation | Twelve month inflation rate | Weight | Index | Monthly inflation | Point to point inflation | Twelve month inflation rate |
| Total country | 154.1 | 2.0 | 39.0 | 20.6 | 25.03 | 182.2 | 2.9 | 58.0 | 28.2 | 74.97 | 144.7 | 1.7 | 32.3 | 17.9 |
| Markazi | 153.5 | 1.7 | 39.4 | 20.0 | 29.68 | 182.1 | 3.2 | 56.4 | 26.8 | 70.32 | 141.5 | 1.0 | 31.6 | 16.9 |
| Gilan | 149.5 | 1.9 | 34.9 | 18.4 | 22.06 | 180.7 | 2.2 | 58.5 | 27.4 | 77.94 | 140.7 | 1.8 | 27.9 | 15.8 |
| Mazandaran | 149.6 | 1.4 | 36.3 | 18.3 | 27.28 | 173.5 | 2.3 | 52.3 | 24.0 | 72.72 | 140.6 | 0.9 | 30.0 | 16.1 |
| East Azarbayejan | 161.6 | 3.2 | 42.1 | 21.2 | 27.20 | 182.3 | 1.2 | 56.8 | 28.4 | 72.80 | 153.9 | 4.1 | 36.4 | 18.4 |
| West Azarbayejan | 152.2 | 0.8 | 35.6 | 19.5 | 29.87 | 176.2 | 0.9 | 53.3 | 26.7 | 70.13 | 141.9 | 0.8 | 27.8 | 16.2 |
| Kermanshah | 156.7 | 1.5 | 36.9 | 22.2 | 29.49 | 183.4 | 3.3 | 58.4 | 29.3 | 70.51 | 145.5 | 0.7 | 27.8 | 19.2 |
| Khuzestan | 154.6 | 1.7 | 41.0 | 20.8 | 31.00 | 184.9 | 1.8 | 61.6 | 30.9 | 69.00 | 141.0 | 1.6 | 31.2 | 16.1 |
| Fars | 146.4 | 2.0 | 34.8 | 18.1 | 24.54 | 180.7 | 3.6 | 58.6 | 28.3 | 75.46 | 135.2 | 1.3 | 26.6 | 14.6 |
| Kerman | 147.5 | 2.7 | 32.8 | 17.2 | 30.59 | 177.8 | 5.1 | 54.6 | 26.6 | 69.41 | 134.2 | 1.4 | 22.7 | 12.9 |
| Khorasan-e-Razavi | 150.7 | 1.8 | 37.8 | 18.3 | 30.86 | 185.5 | 2.3 | 62.4 | 29.7 | 69.14 | 135.2 | 1.6 | 26.1 | 12.9 |
| Esfahan | 148.8 | 1.9 | 35.5 | 17.8 | 23.50 | 184.9 | 3.8 | 60.9 | 28.3 | 76.50 | 137.7 | 1.1 | 27.2 | 14.4 |
| Sistan & Baluchestan | 156.9 | 1.0 | 44.0 | 21.6 | 37.28 | 187.2 | 1.8 | 65.6 | 30.9 | 62.72 | 138.9 | 0.3 | 30.4 | 15.7 |
| Kordestan | 161.1 | 2.3 | 47.9 | 23.1 | 34.99 | 184.1 | 3.3 | 61.4 | 29.4 | 65.01 | 148.7 | 1.6 | 40.1 | 19.5 |
| Hamedan | 156.8 | 1.6 | 36.7 | 23.4 | 27.99 | 180.3 | 2.8 | 55.3 | 29.9 | 72.01 | 147.7 | 1.0 | 29.4 | 20.7 |
| Chaharmahal & Bakhtiyari | 165.4 | 1.6 | 44.9 | 23.1 | 34.96 | 193.0 | 2.6 | 64.4 | 30.5 | 65.04 | 150.5 | 1.0 | 33.9 | 18.9 |
| Lorestan | 166.1 | 2.0 | 43.8 | 24.5 | 32.32 | 186.0 | 3.8 | 59.9 | 29.8 | 67.68 | 156.5 | 1.0 | 36.1 | 21.9 |
| Ilam | 167.4 | 2.5 | 47.1 | 24.9 | 33.01 | 187.8 | 3.3 | 59.3 | 31.2 | 66.99 | 157.4 | 2.1 | 40.8 | 21.6 |
| Kohgiluyeh & Boyerahmad | 157.3 | 2.6 | 43.1 | 20.5 | 32.46 | 181.2 | 5.1 | 55.2 | 23.5 | 67.54 | 145.8 | 1.2 | 36.8 | 18.9 |
| Bushehr | 155.3 | 1.8 | 43.5 | 20.2 | 29.95 | 196.2 | 2.0 | 74.0 | 33.4 | 70.05 | 137.8 | 1.6 | 29.7 | 14.3 |
| Zanjan | 151.0 | 1.6 | 39.6 | 19.1 | 29.97 | 170.0 | 2.3 | 48.9 | 24.7 | 70.03 | 142.9 | 1.3 | 35.2 | 16.6 |
| Semnan | 150.3 | 1.6 | 37.4 | 19.2 | 30.33 | 175.7 | 1.8 | 53.1 | 24.8 | 69.67 | 139.2 | 1.5 | 30.1 | 16.5 |
| Yazd | 151.3 | 1.8 | 37.1 | 17.8 | 32.04 | 185.5 | 2.3 | 62.6 | 29.0 | 67.96 | 135.2 | 1.5 | 24.5 | 12.2 |
| Hormozgan | 145.3 | 1.3 | 33.0 | 17.0 | 24.30 | 187.9 | 1.0 | 65.0 | 32.0 | 75.70 | 131.6 | 1.5 | 22.1 | 12.0 |
| Tehran | 157.4 | 2.3 | 41.4 | 22.9 | 18.84 | 182.2 | 3.7 | 55.9 | 27.6 | 81.16 | 151.7 | 2.0 | 37.8 | 21.7 |
| Ardebil | 148.7 | 1.6 | 34.5 | 17.8 | 34.35 | 175.8 | 2.3 | 54.8 | 26.9 | 65.65 | 134.5 | 1.2 | 23.4 | 12.9 |
| Qom | 145.0 | 1.4 | 31.8 | 17.2 | 26.11 | 175.8 | 1.9 | 53.9 | 27.5 | 73.89 | 134.0 | 1.1 | 23.6 | 13.4 |
| Qazvin | 151.6 | 2.5 | 36.0 | 19.0 | 31.80 | 174.1 | 4.0 | 52.4 | 24.6 | 68.20 | 141.1 | 1.6 | 28.1 | 16.3 |
| Golestan | 157.2 | 2.1 | 39.7 | 20.8 | 27.05 | 188.5 | 2.8 | 62.7 | 27.9 | 72.95 | 145.6 | 1.8 | 30.8 | 18.0 |
| North Khorasan | 162.6 | 1.1 | 42.5 | 21.9 | 30.53 | 180.7 | 0.2 | 56.6 | 27.7 | 69.47 | 154.7 | 1.6 | 36.2 | 19.3 |
| South Khorasan | 161.6 | 1.6 | 44.4 | 22.5 | 34.71 | 181.1 | 2.1 | 55.9 | 27.1 | 65.29 | 151.2 | 1.3 | 38.0 | 19.9 |
| Alborz | 147.8 | 1.7 | 35.5 | 17.9 | 23.44 | 178.6 | 2.3 | 55.4 | 27.0 | 76.56 | 138.3 | 1.5 | 28.9 | 14.9 |

General Price Index for Rural Households for Goods and Services, and Percentage Changes index by Province

Month: Day, Year: 1397

Base Year:1395=100

| Province | General index | | | | Food, beverages and tobacco | | | | | Non-foods items and services | | | | |
|-------------------------|---------------|-------------------|--------------------------|-----------------------------|-----------------------------|-------|-------------------|--------------------------|-----------------------------|------------------------------|-------|-------------------|--------------------------|-----------------------------|
| | General index | Monthly inflation | Point to point inflation | Twelve month inflation rate | Weight | Index | Monthly Inflation | Point to point inflation | Twelve month inflation rate | Weight | Index | Monthly inflation | Point to point inflation | Twelve month rate inflation |
| Total country | 158.4 | 2.0 | 42.7 | 20.9 | 39.62 | 179.2 | 2.8 | 56.7 | 27.2 | 60.38 | 144.8 | 1.4 | 33.0 | 16.6 |
| Markazi | 159.6 | 2.0 | 43.7 | 22.8 | 42.30 | 180.9 | 3.0 | 54.6 | 29.2 | 57.70 | 144.0 | 1.1 | 34.8 | 17.7 |
| Gilan | 150.7 | 1.9 | 37.1 | 17.4 | 33.87 | 169.5 | 2.3 | 52.4 | 21.5 | 66.13 | 141.1 | 1.7 | 29.2 | 15.2 |
| Mazandaran | 153.1 | 1.2 | 39.6 | 19.4 | 32.77 | 176.6 | 2.1 | 54.0 | 24.9 | 67.23 | 141.7 | 0.7 | 32.1 | 16.5 |
| East Azarbayejan | 164.8 | 1.8 | 45.4 | 22.6 | 39.80 | 175.0 | 2.0 | 53.3 | 27.2 | 60.20 | 158.1 | 1.7 | 40.1 | 19.4 |
| West Azarbayejan | 162.3 | 1.8 | 42.0 | 22.5 | 41.77 | 188.7 | 2.5 | 55.8 | 30.8 | 58.23 | 143.4 | 1.2 | 31.1 | 16.1 |
| Kermanshah | 162.4 | 2.0 | 41.2 | 22.9 | 41.41 | 186.8 | 3.3 | 58.1 | 30.2 | 58.59 | 145.2 | 0.8 | 28.6 | 17.5 |
| Khuzestan | 163.7 | 3.0 | 47.4 | 22.7 | 45.60 | 185.0 | 4.6 | 61.1 | 28.6 | 54.40 | 145.7 | 1.4 | 35.2 | 17.4 |
| Fars | 155.7 | 2.1 | 42.6 | 20.4 | 39.33 | 182.8 | 3.2 | 61.0 | 28.3 | 60.67 | 138.1 | 1.1 | 29.9 | 15.0 |
| Kerman | 145.8 | 1.5 | 33.5 | 14.1 | 41.71 | 165.6 | 1.8 | 49.4 | 23.5 | 58.29 | 131.6 | 1.2 | 21.9 | 7.4 |
| Khorasan-e-Razavi | 165.3 | 2.7 | 45.7 | 21.5 | 44.72 | 186.4 | 3.0 | 61.1 | 28.2 | 55.28 | 148.2 | 2.3 | 32.8 | 15.8 |
| Esfahan | 154.8 | 2.7 | 40.6 | 19.1 | 31.92 | 183.4 | 5.2 | 58.2 | 28.0 | 68.08 | 141.4 | 1.2 | 31.7 | 14.8 |
| Sistan & Baluchestan | 155.0 | -0.1 | 46.6 | 21.7 | 55.40 | 164.8 | -0.3 | 55.4 | 25.4 | 44.60 | 142.8 | 0.2 | 35.5 | 17.1 |
| Kordestan | 166.8 | 2.9 | 53.6 | 24.3 | 44.55 | 183.7 | 3.6 | 63.6 | 29.9 | 55.45 | 153.1 | 2.3 | 45.0 | 19.7 |
| Hamedan | 158.3 | 2.0 | 42.9 | 22.4 | 42.56 | 172.3 | 3.3 | 54.2 | 27.2 | 57.44 | 147.9 | 0.9 | 34.4 | 18.8 |
| Chaharmahal&Bakhtiyari | 174.0 | 3.4 | 51.5 | 25.6 | 42.84 | 208.1 | 6.1 | 72.5 | 35.6 | 57.16 | 148.4 | 0.6 | 34.3 | 17.6 |
| Lorestan | 167.4 | 2.6 | 50.7 | 25.5 | 41.26 | 180.5 | 4.1 | 58.6 | 28.3 | 58.74 | 158.2 | 1.5 | 44.9 | 23.5 |
| Ilam | 163.1 | 3.8 | 47.2 | 22.2 | 44.98 | 177.3 | 4.9 | 56.4 | 25.6 | 55.02 | 151.6 | 2.7 | 39.3 | 19.3 |
| Kohgiluyeh & Boyerahmad | 160.1 | 1.5 | 48.0 | 21.4 | 43.38 | 176.4 | 1.8 | 57.7 | 24.9 | 56.62 | 147.5 | 1.3 | 40.2 | 18.6 |
| Bushehr | 154.8 | 1.8 | 43.6 | 19.0 | 37.71 | 182.4 | 1.9 | 60.7 | 26.2 | 62.29 | 138.1 | 1.6 | 32.4 | 14.3 |
| Zanjan | 150.4 | 2.9 | 38.7 | 18.9 | 42.65 | 166.4 | 4.7 | 46.5 | 23.8 | 57.35 | 138.6 | 1.3 | 32.5 | 15.1 |
| Semnan | 150.9 | 1.5 | 37.4 | 18.5 | 38.74 | 163.0 | 1.8 | 42.6 | 20.1 | 61.26 | 143.2 | 1.3 | 33.9 | 17.4 |
| Yazd | 157.8 | 1.3 | 42.1 | 20.5 | 30.92 | 179.4 | 0.1 | 52.1 | 26.4 | 69.08 | 148.2 | 1.9 | 37.2 | 17.6 |
| Hormozgan | 152.4 | 1.0 | 36.4 | 19.2 | 39.64 | 177.9 | 1.2 | 57.3 | 28.4 | 60.36 | 135.7 | 0.7 | 22.5 | 13.0 |
| Tehran | 157.9 | 2.8 | 41.6 | 22.5 | 26.74 | 176.9 | 4.5 | 52.7 | 27.3 | 73.26 | 151.0 | 2.0 | 37.4 | 20.6 |
| Ardebil | 153.9 | 2.6 | 38.7 | 19.4 | 44.68 | 172.8 | 3.7 | 51.9 | 25.7 | 55.32 | 138.7 | 1.6 | 27.6 | 14.1 |
| Qom | 148.1 | 1.0 | 36.1 | 17.8 | 38.45 | 168.2 | 1.0 | 49.7 | 22.3 | 61.55 | 135.5 | 0.9 | 27.1 | 14.9 |
| Qazvin | 153.5 | 1.7 | 38.2 | 18.7 | 44.04 | 168.3 | 2.4 | 50.9 | 22.9 | 55.96 | 141.8 | 1.1 | 28.2 | 15.3 |
| Golestan | 159.4 | 1.9 | 41.1 | 21.4 | 36.83 | 185.8 | 2.8 | 58.6 | 28.4 | 63.17 | 144.0 | 1.3 | 30.3 | 17.1 |
| North Khorasan | 171.5 | 0.9 | 49.4 | 24.7 | 43.15 | 186.4 | 0.2 | 59.1 | 29.8 | 56.85 | 160.2 | 1.5 | 41.7 | 20.8 |
| South Khorasan | 164.4 | 1.9 | 46.3 | 23.8 | 42.47 | 179.6 | 2.5 | 56.3 | 28.9 | 57.53 | 153.2 | 1.3 | 38.6 | 19.9 |
| Alborz | 148.6 | 2.2 | 35.3 | 17.8 | 29.93 | 173.8 | 3.1 | 51.4 | 26.4 | 70.07 | 137.9 | 1.7 | 28.0 | 13.9 |

Contact information:

For more information on current month's CPI, and time series of CPI for all national households and CPI of expenditure deciles in the country, please visit: www.amar.org.ir

Address:

Statistical Centre of Iran, No. 1, Dr Fatemi Ave, Corner of Raei Moayeri Street, Postal code: 1414663111

Telfax: +98 2188958189

Email: int@sci.org.ir



Statistical Centre of Iran